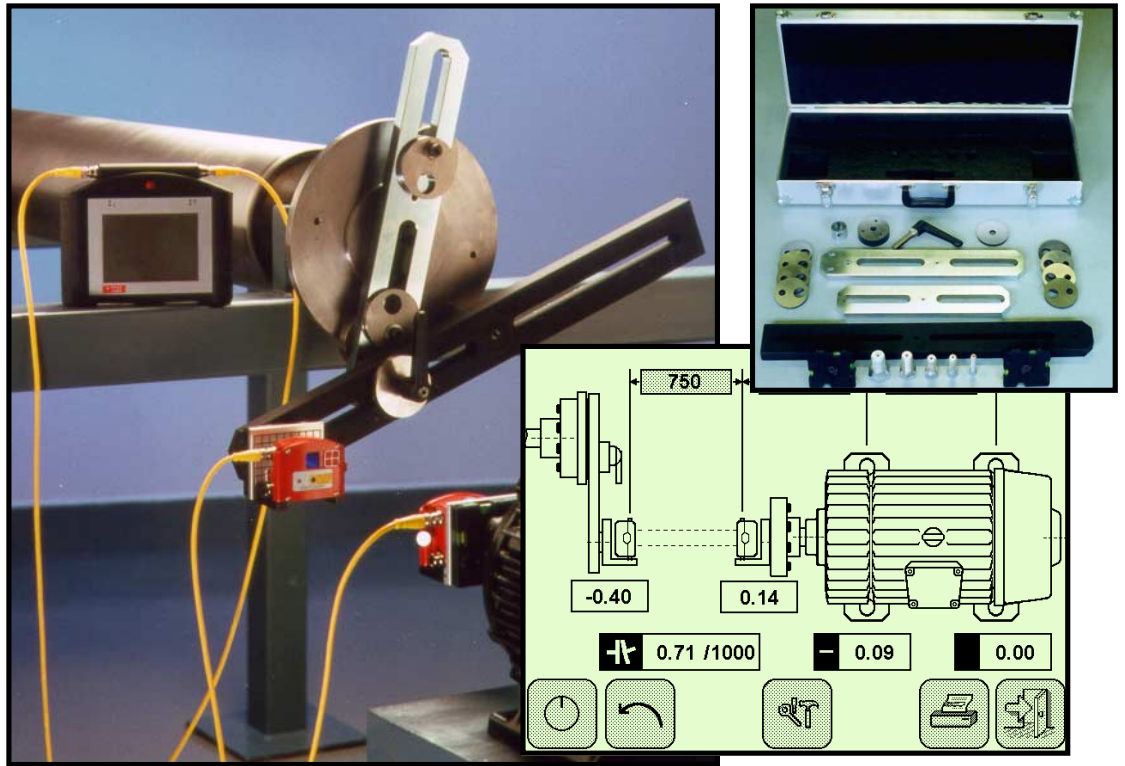


FIXTURLASER®

Cardan fixture



Fixturlaser AB develops, manufactures and markets high precision alignment and measurement instruments for industrial purposes.

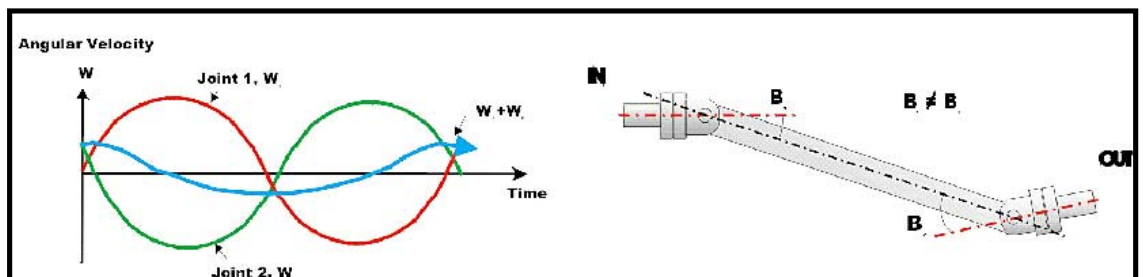


Alignment of offset mounted machines

Machines with cardan shafts are often thought of as insensitive to angular errors between driving and driven shaft. Vibration analyses and experiences from paper industry professionals have proven that this is not so. Conventional alignment methods such as straight edges, spanner bars, tape measures and machinist levels cannot provide the needed level of accuracy. When cardan shafts fail machine operation is brought to a standstill; the resulting costs of lost production and personnel non-productive time can be exorbitant.

The Fixturlaser® Cardan Fixture is a set of fixtures for use together with the Fixturlaser® Shaft 200 alignment system. The fixtures are used for alignment of offset mounted/cardan driven machines. The Fixturlaser® Cardan Fixture consists of precision grinded items in hardened steel and anodized aluminum for maximum accuracy.

The Fixturlaser® Cardan Fixture offers an easy to perform solution for avoiding vibrations and uneven speed in cardan drives. The setup of the fixtures is easy and the design made for fitting on all common couplings in the market.



Our representatives are all engineers and technicians with special knowledge and training in the latest measurement and alignment techniques. An extensive service programme is provided to support all our customers. It includes telephone assistance, hardware repairs, and software updates as well as training and consultancy regarding measurement applications.

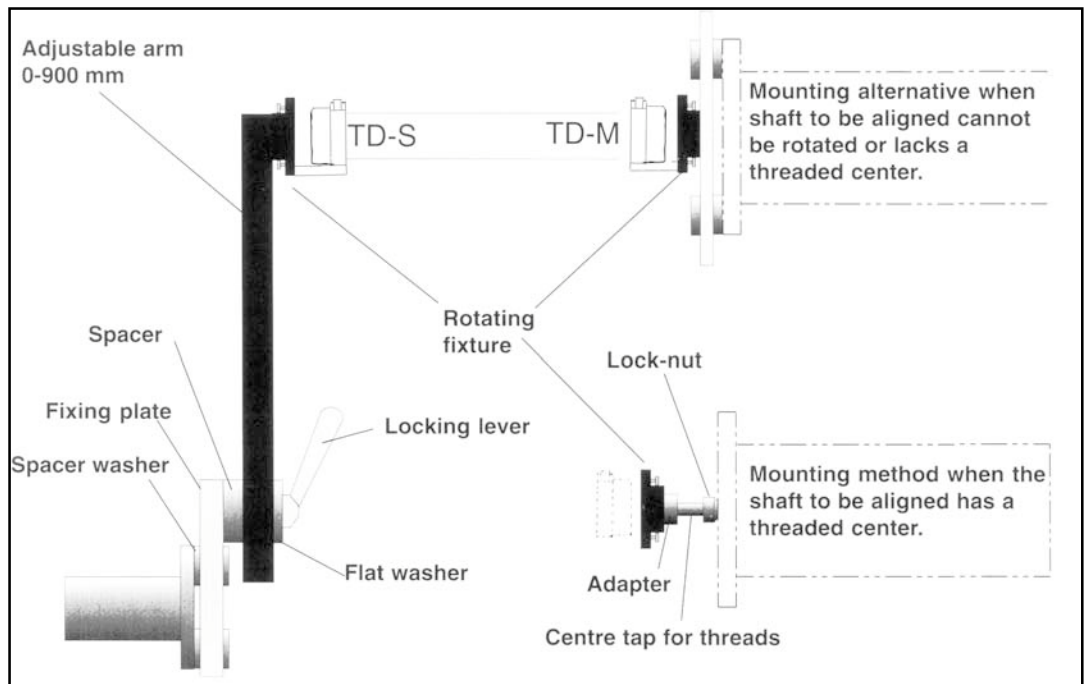
FIXTURLASER® Cardan fixture

straight to
the point

The Fixturlaser® Cardan Fixture

- 1 Rugged aluminum case 780x300x140 mm
- 1 Mounting plate in steel for use on machine flanges with bolt pitch diameters between 86 mm and 360 mm
- 1 Adjustable arm in anodized aluminium, length 735 mm
- 2 Rotating TD fixtures with built in spirit levels
- 2 Spacer washers in hardened steel
- 1 Flat washer in hardened steel
- Center screws with lock nuts in steel
- 1 Adapter in steel (center tap torsional fixture)

Weight: Complete case 18 kg



This illustration shows how the equipment is set up.

Alignment Procedure

The procedure is easy. After mounting the equipment the lasers are adjusted roughly. The visible laser beams offer an easy solution to perform a rough alignment. Using the Cardan shaft program in the Fixturlaser® Shaft 200, only three measurement readings are made: Just touch the *Read data* symbol, rotate the shafts and touch the symbol again, rotate the shaft a final time and touch the symbol. Now you have established the position of the machine.

In addition to this you can check whether you have a soft-foot condition. The result can then be stored in the memory or printed to an optional printer.



FIXTURLASER AB

Box 7
SE-431 21Möln dal, Sweden
tel: +46 31 706 28 00
Fax: +46 31 706 28 50
E-mail: info@fixturlaser.se